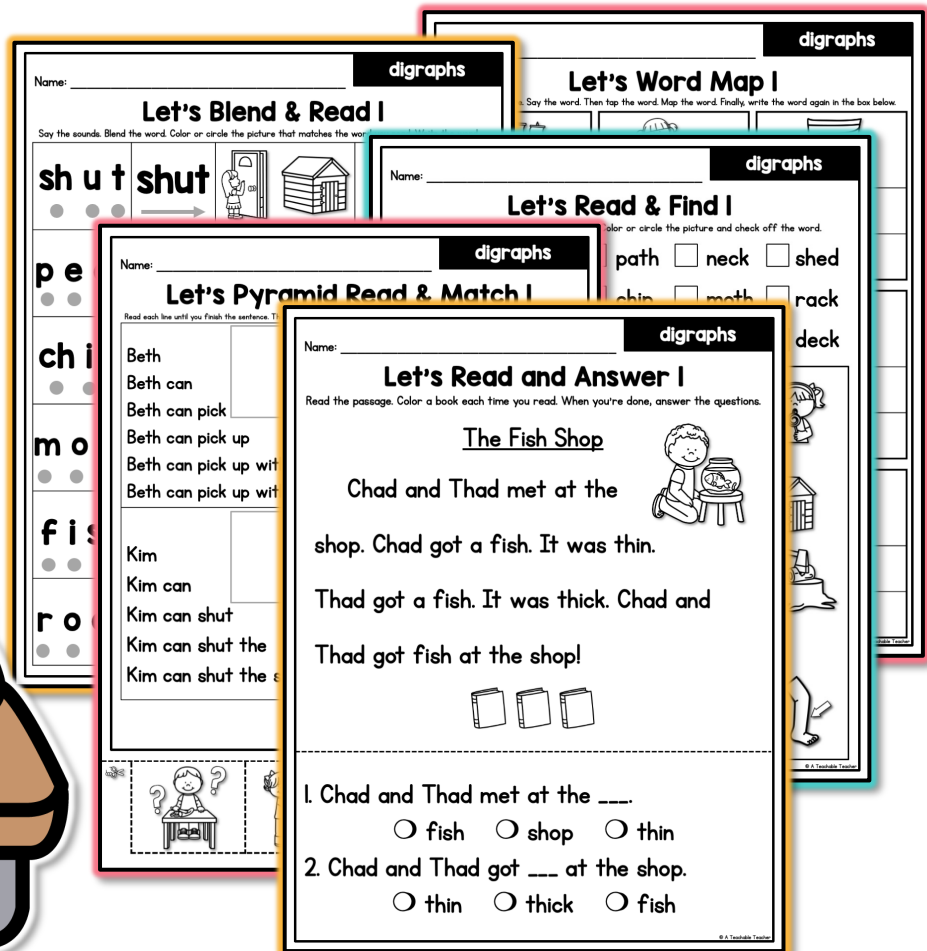



phonics worksheets

SCIENCE OF READING ALIGNED

23 PAGES



DIGRAPHS

Created By A Teachable Teacher

phonics worksheets

SCIENCE OF READING ALIGNED

23 PAGES

ZERO PREP

FULLY DECODABLE

PRACTICE *WORDS *STORIES WITH
*SENTENCES READING COMP.

ANSWER KEY INCLUDED

DIGRAPHS

Created By A Teachable Teacher

phonics worksheets








SCIENCE OF READING ALIGNED

11 worksheet types

Name: _____ digraphs

Let's Word Map I

Look at the picture. Say the word. Then tip the word. Map the word. Finally, write the word again in the box below.










Name: _____ digraphs

Let's Read & Match I

Read the word. Find the matching picture. Write the word under the picture.

lash tuck thud hush chat shut





look bath sack moth path puck

Name: _____ digraphs

Let's Write and Find I

Say the word. Tip and map the word. Then, find the word in the word search.

















		
		
		

u s h
d h o
c u f
a t h
g b e

Name: _____ digraphs

Let's Crack the Code and Read I


Write the letter that matches the beginning sound for the picture. Then, read your word. Circle the matching picture.


			
			
			
			


Name: _____ digraphs


Let's Blend & Read I


Say the sounds. Blend the word. Color or write the picture that matches the word you read. Write the word.

sh u t shut 

p e ck peck 

ch i n chin 






m o th moth 

f i sh fish 

Name: _____ digraphs

Let's Build Words I

Say the word. Cut out the letters to build the word. Then, write the word.

Name: _____ digraphs













Let's Read & Find I

Read the word. Find the matching picture. Color or circle the picture and check off the word.

dish chop path neck shed

tuck hush chip moth rack

thud lick shin chug deck



Name: _____ digraphs

Let's Read & Draw I

Read the sentence. Draw a picture to match the sentence. Finally, read all of the sentences on the page three times.

Nash got cut on the chin.

I can rush to get cash.

Seth is on the back deck.

The ship is at the dock.

Which fish is red?

Name: _____ digraphs

Let's Pyramid Read & Match I

Read each row until you finish the sentence. Then copy and paste the matching picture. Finally, read each sentence three times.

Beth	When
Beth can	When can
Beth can pick	When can I
Beth can pick up	When can I chop
Beth can pick up with	When can I chop that
Beth can pick up with Chad.	When can I chop that up?

Kim	I
Kim can	I am
Kim can shut	I am on
Kim can shut the	I am on the
Kim can shut the shed.	I am on the thin
	I am on the thin path.

Name: _____ digraphs

Let's Unscramble and Read I

Unscramble the words to make a sentence. Write the sentence underneath. Then read all of the sentences five times.

run? Which can dog

can Beth in. Dad tuck

not I sick. am

rush Chad. can to Nash

path. is the Huck on

Name: _____ digraphs

Let's Read and Answer I

Read the passage. Color a book each time you read. When you're done, answer the questions.

The Fish Shop

Chad and Thad met at the shop. Chad got a fish. It was thin.

Thad got a fish. It was thick. Chad and Thad got fish at the shop!

1. Chad and Thad met at the ____.

○ fish ○ shop ○ thin

2. Chad and Thad got ____ at the shop.

○ thin ○ thick ○ fish

phonics worksheets

SCIENCE OF READING ALIGNED

FULLY DECODABLE


Name: _____ **digraphs**

Let's Pyramid Read & Match I

Read each line until you finish the sentence. Then copy and paste the matching picture. Finally, read each bottom sentence three times.

Beth
Beth can
Beth can pick
Beth can pick up
Beth can pick up v
Beth can pick up v

Kim
Kim can
Kim can shut
Kim can shut the
Kim can shut the




Name: _____ **digraphs**


Let's Read and Answer I

Read the passage. Color a book each time you read. When you're done, answer the questions.

The Fish Shop



Chad and Thad met at the
shop. Chad got a fish. It was thin.
Thad got a fish. It was thick. Chad and
Thad got fish at the shop!



1. Chad and Thad met at the ____.
 fish shop thin

2. Chad and Thad got ____ at the shop.
 thin thick fish

© A Teachable Teacher

HIGH FREQUENCY WORDS

Sentences and passages use only

- **prereading high frequency words** (a, and, I, for, is, of, the, to, was, you)
- **decodable VC + CVC + CCVC + CVCC high frequency words** (w/ digraphs, NOT blends)

phonics worksheets

SCIENCE OF READING ALIGNED













VARIED PRACTICE

WORDS

Name: _____ digraphs

Let's Blend & Read I

Say the sounds. Blend the word. Color or circle the picture that matches the word you read. Write the word.

sh u t shut • • • →	 	
p e c k peck • • • →	 	
ch i n chin • • • →	 	
m o t h moth • • • →	 	
f i s h fish • • • →	 	
r o c k rock • • • →	 	


SENTENCES





Name: _____ digraphs

Let's Pyramid Read & Match I

Read each line until you finish the sentence. Then copy and paste the matching picture. Finally, read each bottom sentence three times.

Beth Beth can Beth can pick Beth can pick up Beth can pick up with Beth can pick up with Chad.	<input type="checkbox"/>	When When can When can I When can I chop When can I chop that When can I chop that up?	<input type="checkbox"/>
Kim Kim can Kim can shut Kim can shut the Kim can shut the shed.	<input type="checkbox"/>	I I am I am on I am on the I am on the thin I am on the thin path.	<input type="checkbox"/>




PASSAGES

Name: _____ digraphs


Let's Read and Answer I

Read the passage. Color a book each time you read. When you're done, answer the questions.

The Fish Shop

Chad and Thad met at the  shop. Chad got a fish. It was thin.

Thad got a fish. It was thick. Chad and Thad got fish at the shop!



1. Chad and Thad met at the ____.

fish shop thin

2. Chad and Thad got ____ at the shop.

thin thick fish

ANSWER KEYS INCLUDED

phonics worksheets

SCIENCE OF READING ALIGNED

SO MANY WAYS TO USE

HOMework

INTERVENTION

INFORMAL ASSESSMENT

SMALL GROUP/TUTORING

DIGRAPHS

Created By A Teachable Teacher



 teachable
TEACHER

Thank you for downloading!

I sincerely hope that you find this resource to be useful in your classroom. If you have any questions or suggestions, feel free to contact me via email:
lauren@aTeachableTeacher.com

Let's Connect!



Terms of Use:

- Every page of this resource is copyrighted. You may not use any part of this resource to create another resource.
- This resource is licensed for single classroom use only. Do not redistribute.
- Uploading this resource to the internet is strictly forbidden.
- You may share about the use of this resource on blogs and/or social media, but please credit *A Teachable Teacher* and provide a link when possible.