


phonics worksheets

SCIENCE OF READING ALIGNED



Get ALL additions for FREE!

ENDLESS BUNDLE

Created By A Teachable Teacher

phonics worksheets

SCIENCE OF READING ALIGNED

ZERO PREP

FULLY DECODABLE

ALL PHONICS SKILLS

PRACTICE *WORDS *STORIES WITH
*SENTENCES READING COMP.

ANSWER KEY INCLUDED

ENDLESS BUNDLE



Created By A Teachable Teacher

phonics worksheets

SCIENCE OF READING ALIGNED

What's an endless bundle?

Get **INSTANT** access to these resources as soon as you purchase:



EVERY time a **NEW** SOR-aligned Phonics Worksheet resource in this product line is **published**, you get to download it for **FREE!**

phonics worksheets

SCIENCE OF READING ALIGNED

FULLY DECODABLE


Name: _____ CVC words

Let's Pyramid Read & Match I

Read each line until you finish the sentence. Then copy and paste the matching picture. Finally, read each bottom sentence three times.

Gus
Gus is
Gus is in
Gus is in the
Gus is in the mu

The
The dog
The dog can
The dog can wa




Name: _____ CVC words


Let's Read and Answer I

Read the passage. Color a book each time you read. When you're done, answer the questions.

The Top



Can Tom get up? Yes, Tom
can get up. Can Pam get up? Yes, Pam can
get up. Tom and Pam get up to the top.
Tom and Pam sit at the top.



1. Tom can get ___?
 up yes red

2. Tom and Pam ___ at the top.
 dip sit up

© A Teachable Teacher

HIGH
FREQUENCY
WORDS

Sentences and
passages use only

- ! **prereading high frequency words** (a, and, I, for, is, of, the, to, was, you)
- ! **decodable high frequency words to match the skill + previously taught skills**

phonics worksheets

SCIENCE OF READING ALIGNED













VARIED PRACTICE

WORDS

Name: _____ CVC words

Let's Blend & Read I

Say the sounds. Blend the word. Color or circle the picture that matches the word you read. Write the word.

l a b	lab			
d i m	dim			
n o d	nod			
s u m	sum			
b e g	beg			
h i d	hid			

© A Teachable Teacher

SENTENCES

Name: _____ CVC words

Let's Unscramble and Read I

Unscramble the words to make a sentence. Write the sentence underneath. Then read all of the sentences three times.


Jim	bags.	ten	red	got	

mug	bed.	The	is	on	the

Bob	Pam	ran.	and		

hut.	Tom	mop	can	the	

big	Don	is	van.	the	in



© A Teachable Teacher


PASSAGES

Name: _____ CVC words

Let's Read and Answer I


Read the passage. Color a book each time you read. When you're done, answer the questions.

The Top

Can Tom get up? Yes, Tom 

can get up. Can Pam get up? Yes, Pam can get up. Tom and Pam get up to the top.

Tom and Pam sit at the top.



1. Tom can get ___?
 up yes red


2. Tom and Pam ___ at the top.
 dip sit up

© A Teachable Teacher

ANSWER KEYS INCLUDED

phonics worksheets

SCIENCE OF READING ALIGNED



phonics worksheets

SCIENCE OF READING ALIGNED

SKILLS COMING SOON:

- beginning blends
- ending blends
- cvce
- long vowel teams
- diphthongs
- r-controlled vowels

phonics worksheets

SCIENCE OF READING ALIGNED

SO MANY WAYS TO USE

HOMework

INTERVENTION

INFORMAL ASSESSMENT

SMALL GROUP/TUTORING

ENDLESS BUNDLE

Created By A Teachable Teacher

phonics worksheets

SCIENCE OF READING ALIGNED

How does it work?

STEP ONE

Click **HERE** to sign up to get an email notification when a new resource is added. (OPTIONAL - This is if you *want* to be notified!)

STEP TWO

Log into TpT, go to "My Purchases." Type the name of this bundle in the search box. Click the "Download" button to the right of the bundle cover.

STEP THREE

Enjoy your **NEW** (and **FREE**) download of another **SOR-Aligned Phonics Worksheets** resource!